

**Test Report No. VNT/H/24/000537**  
**Dated APR. 12, 2024**



**Add value.  
Inspire trust.**

**Note:** This report is issued subject to the Testing and Certification, [Validation and Verification](#) Regulations of the TÜV SÜD Group and the General Terms and Conditions of Business of TÜV SÜD Vietnam Co. Ltd. In addition, this report is governed by the terms set out within this report.

Applicant : **SEGIS VIETNAM CO. LTD**  
Address : Lot 34, 6<sup>th</sup> Street, Tam Phuoc Industrial Zone,  
Dong Nai Province - 76100  
Attention : Le Quang Minh  
Received Date : Mar. 21, 2024  
Confirmation date : Apr. 12, 2024  
Test Period : From Mar. 21, 2024 to Apr. 09, 2024  
Sample Description : TWIRL - G00013  
Phase/Stage of Production : Production  
Manufacturer : Segis VietNam  
Model/Style# : TWIRL Collection  
Item# : /  
SKN/SKU# : /  
UPC# : /  
Date of Production : 18/3/2024  
Buyer : /  
P.O.# : /  
Color : /  
Wood Type or specie/ Material : /  
Quantity of sample(s) submitted : /  
Fiber content : /  
Country Of Origin : VIET NAM  
Country Of Destination : /




**Result summary/ conclusion:**

Test parameter(s)	Conclusion
BS EN 16139:2013 + AC:2013 - Furniture - Strength, durability, and safety - Requirements for non-domestic seating (Level 2) (Excluded Clause 7 - Information for use).	Pass/ See Result(s)

**Note(s):**

- The submitted sample(s) is Not Drawn by the Laboratory.
- This testing result is only valid on the tested sample.
- The test report shall not be reproduced except in full without the written approval of the laboratory.
- Conclusion on Pass/Fail are base on the test result from the actual received sample(s).





**PHYSICAL CHARACTERISTICS:**

Overall Dimension:			
Depth x Width x Height (mm)	500 x 500 x 755	Seat Height (mm)	755
Net Weight (kg)	6.6	Backrest Length (mm)	/

**TEST RESULT(S):**

<b>BS EN 16139:2013 + AC:2013 - Furniture - Strength, durability, and safety - Requirements for non-domestic seating (Level 2)</b>			
<b>Clause</b>	<b>Description</b>	<b>Result</b>	<b>Comments</b>
4.1	General requirements	Pass	--
4.2	Shear and squeeze points		
4.2.1	Shear and squeeze points when setting up and folding	Not Applicable	--
4.2.2	Shear and squeeze points under the influence of powered mechanisms	Not Applicable	--
4.2.3	Shear and squeeze points during use	Pass	--
4.3	Stability		
4.3.1	General	Pass	--
4.3.2	Swiveling chairs	Not Applicable	--
4.3.3	Non-Swiveling chairs	Pass	See <b>Result 2</b> for details
4.4	Rolling resistance of the unloaded chair	Not Applicable	--
4.5	Safety of the construction	Pass	See <b>Result 1</b> for details
5.	Safety, strength and durability requirements	Pass	See <b>Result 1</b> for details
6.	Test methods	Pass	See <b>Result 1</b> for details
7.	Information for use	Not Requested	--

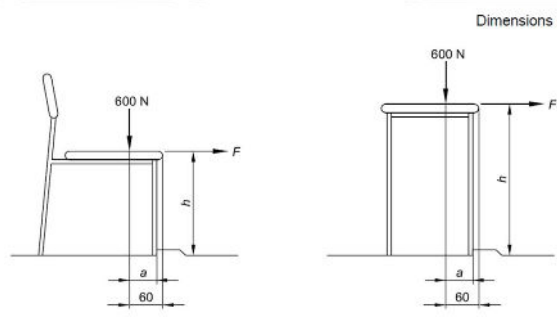


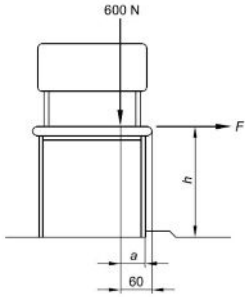
**RESULT 1:**

Clause	Description	Result	Comments
BS EN 1728:2012, 6.4	Seat static load and back static load test	Pass	--
BS EN 1728:2012, 6.5	Seat front edge static load test	Pass	--
BS EN 1728:2012, 6.6	Vertical static load on back	Not Applicable	--
BS EN 1728:2012, 6.8	Foot rest static load	Pass	--
BS EN 1728:2012, 6.9	Leg rest static load	Not Applicable	--
BS EN 1728:2012, 6.10	Arm rest sideways static load test	Not Applicable	--
BSEN 1728:2012, 6.11	Arm rest downwards static load test	Not Applicable	--
BS EN 1728:2012, 6.13	Vertical upwards static load on arm rests		
BS EN 1728:2012, 6.13.1	Seating which may be moved when occupied	Not Applicable	--
BS EN 1728:2012, 6.13.2	Stacking seating	Not Applicable	--
BSEN 1728:2012, 6.17	Combine seat and back durability test	Pass	--
BSEN 1728:2012, 6.18	Seat front edge durability test	Pass	--
BSEN 1728:2012, 6.20	Arm rest durability test	Not Applicable	--
BS EN 1728:2012, 6.21	Foot rest durability test	Pass	--
BSEN 1728:2012, 6.15	Leg forward static load	Pass	--
BSEN 1728:2012, 6.16	Leg sideways static load	Pass	--
BSEN 1728:2012, 6.24	Seat impact test	Pass	--
BSEN 1728:2012, 6.25	Back impact test	Pass	--
BS EN 1728:2012, 6.26	Arm impact test	Not Applicable	--
BS EN 1728:2012, 6.27.2	Drop tests		
BS EN 1728:2012, 6.27.1	Drop test (Multiple seating units)	Not Applicable	--

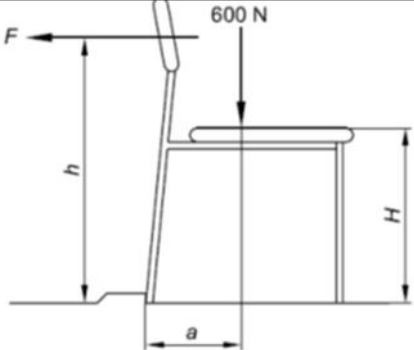
Clause	Description	Result	Comments
BS EN 1728:2012, 6.27.2	Drop test (Stacking seating)	Not Applicable	--
BS EN 1728:2012, 6.27.3	Drop test from the height of a table	Not Applicable	--
BS EN 1728:2012, 6.14	Auxiliary writing surface static load test	Not Applicable	--
BS EN 1728:2012, 6.22	Auxiliary writing surface durability test	Not Applicable	--
BS EN 1728:2012, 6.28	Backward fall test	Not Applicable	--

**RESULT 2: BS EN 1022:2005**

Clause	Test Method / Requirements	Rating /Result
<b>6 Test procedure and requirements, all seating: experimental method</b>		
6.2 Forwards overbalancing, all seating	<p>Position the seating on the floor surface with the front legs or base restrained by stops.</p> <p>Apply a force of 600 N vertically (for multiple sitting places to a maximum of 2 places) by means of the loading pad acting at those points 60 mm behind the front edge of the load bearing structure most likely to result in overturning.</p> <p>At each loaded position apply a force of 20 N for at least 5 s horizontally outwards along a horizontal line extended forward from the point where the base of the loading pad meets the upper surface of the seat.</p> <p>The seating shall not overturn during the test.</p> <p style="text-align: right;">Dimensions in millimetres</p>  <p><b>Key</b> a The minimum horizontal distance from the overturning axis to the vertical projection of the seat loading point (see also Figures 6, 7 and 8)</p> <p style="text-align: center;">Figure 4 — Forwards overturning for chairs and stools</p>	Pass
6.3 Forwards overturning for seating with footrest	<p>For seating with footrests repeat the procedure in 6.2 applying the vertical and horizontal loads to the footrests.</p> <p>For footrests of tubular construction the loads shall be applied along the centre line of the tube.</p>	Pass

Clause	Test Method / Requirements	Rating /Result
<p>6.4 Sideways overbalancing, all seating without arms</p>	<p>The seating shall not overturn during the test.</p> <p>Position the seating on the floor surface with the side legs or base restrained by stops.</p> <p>Apply a force of 600 N vertically by means of the loading pad at those points 60 mm behind the edge of the load bearing structure of the side nearest the stopped feet most likely to result in overturning.</p> <p>Apply a sideways force of 20 N horizontally outwards for at least 5 s along a line from the point where the base of the loading pad meets the upper surface of the seat.</p> <p>The seating shall not overturn during the test.</p> <p style="text-align: center;">Dimensions in millimetres</p>  <p style="text-align: center;">Figure 5 — Sideways overturning for chairs without arms</p>	<p style="text-align: center;">Pass</p>
<p>6.5 Sideways overbalancing, all seating with arms</p>	<p>Position the seating on the floor surface with the side legs or base restrained by stops.</p> <p>Apply a vertical force of 350 N by means of the loading pad at a position on the centre line of the arm up to a maximum 40 mm inwards from the outer edge of the arm structure at the most adverse position along its length.</p> <p>Apply a vertical force of 250 N at a point 100 mm to the side of the fore and aft centre line of the seat which is nearest the stopped feet and at the same distance from the backrest as the arm loads.</p> <p>Apply a horizontal force of 20 N outwards, and perpendicular to the line joining the stopped feet, for at least 5 s, at the upper surface of the armrest in line with the vertical arm force and on the side with stopped feet</p> <p>The seating shall not overturn during the test.</p>	<p style="text-align: center;">Not Applicable</p>



Clause	Test Method / Requirements	Rating /Result
	 <p style="text-align: center;"><b>Figure 7 — Rearwards overbalancing</b></p>	
<b>7 Test procedures and requirements for seating with variable geometry: experimental method</b>		
7.3 Tilting chairs	<p>If the seating has a locking system it shall be set in the fully tilted position.</p> <p>Load the seat with 11 loading discs so that the discs are firmly settled against the back rest.</p> <p>The seating shall not overturn during the test.</p> <p><b>NOTE:</b> The test method applies to all values of <math>\theta \geq 10^\circ</math> and values of <math>\gamma</math> between <math>90^\circ</math> and <math>170^\circ</math>.</p>	Not Applicable
7.4 Rocking chairs	<p>Load the chair with eight loading discs so that the discs rest against the chair back.</p> <p>Rock the chair forwards as far as is practicable or until the back is vertical. Allow the chair to rock rearwards freely under gravity.</p> <p>The seating shall not overturn during the test.</p> <p><b>NOTE:</b> The most adverse floor surfacing shall be used, e.g. smooth and shiny or carpet or rubber.</p>	Not Applicable
7.5 Reclining chairs with footrest	<p>With the chair in the fully reclined configuration, load the back of the chair with eight loading discs by means of the support device and place three loading discs onto the footrest at a distance Z from the intersection of the seat and back.</p> <p>The seating shall not overturn during the test.</p> <p><b>NOTE:</b> The test method applies to all values of <math>\theta \geq 10^\circ</math> and less than <math>55^\circ</math> and values of <math>\gamma</math> between <math>90^\circ</math> and <math>170^\circ</math>.</p>	Not Applicable

Clause	Test Method / Requirements	Rating /Result
7.7 Reclining chairs without footrest	Load the back of the chair with eight loading discs by means of the support device and place three loading discs onto the front of the seat of the chair at a distance X from the intersection of the seat and back. The seating shall not overturn during the test. <b>NOTE:</b> The test method applies to all values of $\theta \geq 10^\circ$ and less than $45^\circ$ and values of $\gamma$ between $90^\circ$ and $170^\circ$ .	Not Applicable

**PHOTO(S) OF SUBMITTED SAMPLE(S) FOR TESTING:**



Overall View - Before Test



Overall View - After Test



Front View



Back View



Left Side View



Right Side View



Top View



Bottom View



**Customer inquiries, please contact:**

Nhut Phan, Tel: +84 28 6267 8507, Ext: 123; email: [hoang-nhut.phan@tuv sud.com](mailto:hoang-nhut.phan@tuv sud.com)

A handwritten signature in blue ink, appearing to read 'Phan'.

---

Phan Hoang Nhut  
Senior Executive - Customer Service  
Reviewer

A handwritten signature in blue ink, appearing to read 'Lien'.

---

Tran Thi Lien  
Manager - Hardlines Laboratory  
Authorizer





**Please note that this Report is issued under the following terms :**

1. This report applies to the sample of the specific product/equipment given at the time of its testing. The results are not used to indicate or imply that they are applicable to other similar items. In addition, such results must not be used to indicate or imply that TÜV SÜD Vietnam Co. Ltd. approves, recommends or endorses the manufacturer, supplier or user of such product/equipment, or that TÜV SÜD Vietnam Co. Ltd. in any way "guarantees" the later performance of the product/equipment. Unless otherwise stated in this report, no tests were conducted to determine long term effects of using the specific product/equipment.
2. The sample/s mentioned in this report is/are submitted/supplied/manufactured by the Client. TÜV SÜD Vietnam Co. Ltd. therefore assumes no responsibility for the accuracy of information on the brand name, model number, origin of manufacture, consignment or any information supplied.
3. Nothing in this report shall be interpreted to mean that TÜV SÜD Vietnam Co. Ltd. has verified or ascertained any endorsement or marks from any other testing authority or bodies that may be found on that sample.
4. This report shall not be reproduced wholly or in parts and no reference shall be made by the Client to TÜV SÜD Vietnam Co. Ltd. or to the report or results furnished by TÜV SÜD Vietnam Co. Ltd. in any advertisements or sales promotion.
5. Unless otherwise stated, the tests were carried out in TÜV SÜD Vietnam Co. Ltd., Lot III-26, 19/5A Street, Industry Group III, Tan Binh I.P, Tay Thanh Ward, Tan Phu District, Ho Chi Minh City, Vietnam.
6. The tests carried out by TÜV SÜD Vietnam Co. Ltd. and this report is subject to TÜV SÜD Vietnam Co. Ltd.'s General Terms and Conditions of Business and the Testing and Certification, [Validation and Verification](#) Regulations of the TÜV SÜD Group.

Effective 01 April 2024

